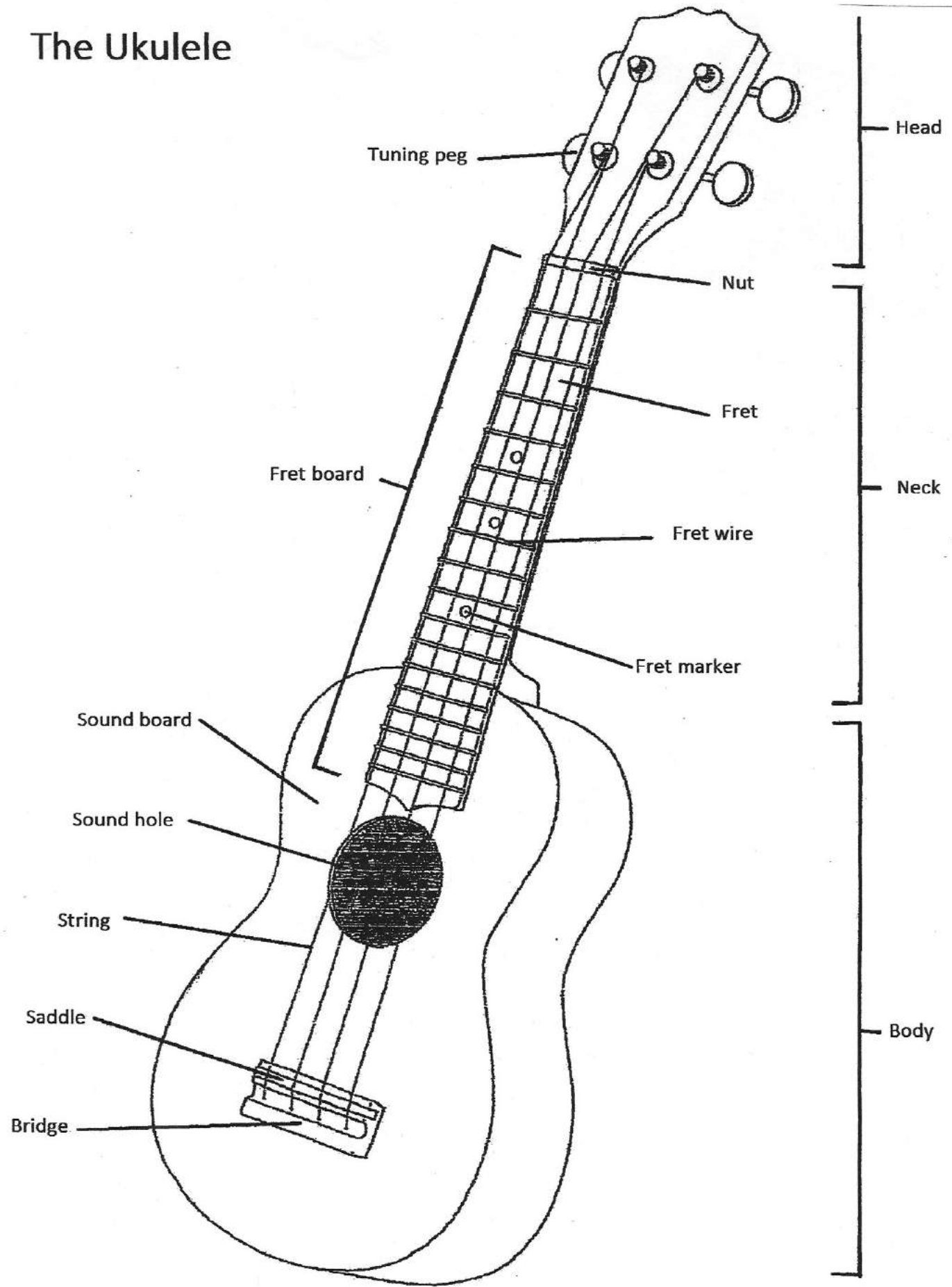
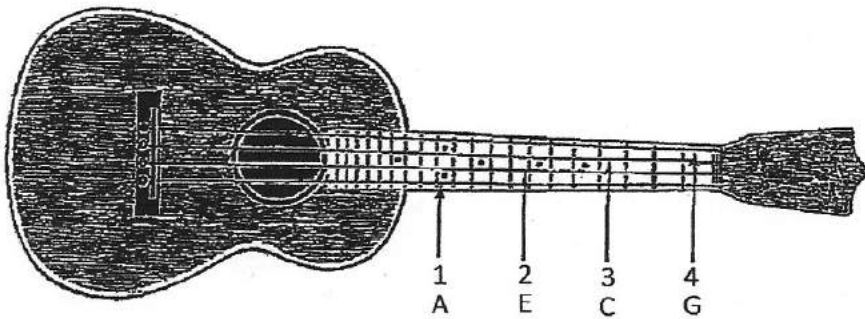
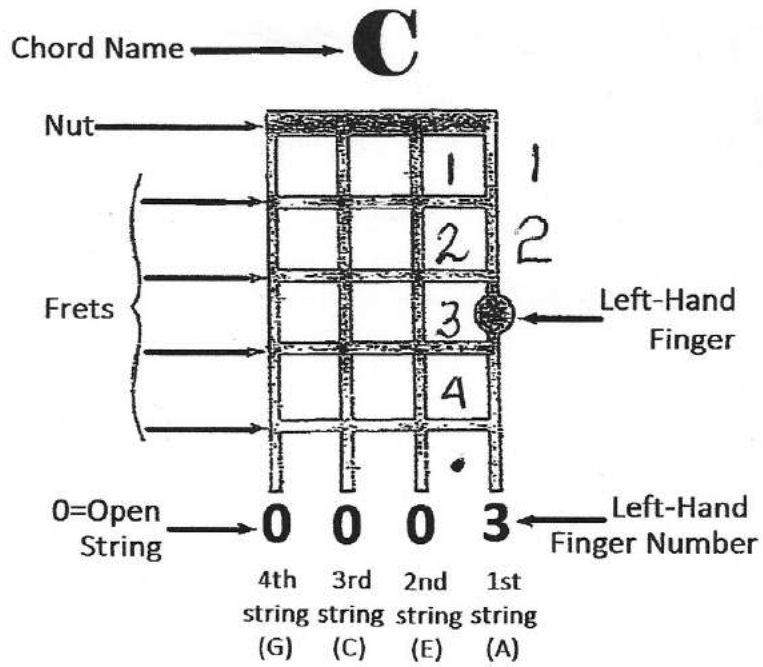


The Ukulele



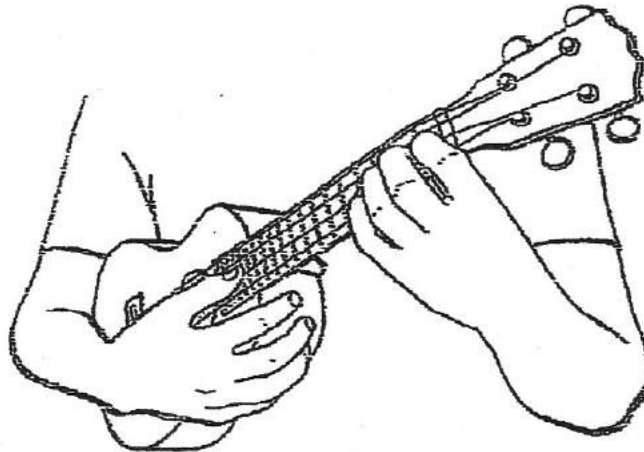
Explanation of Chord Diagrams

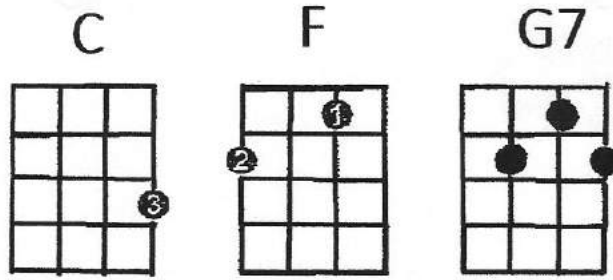
HO-2



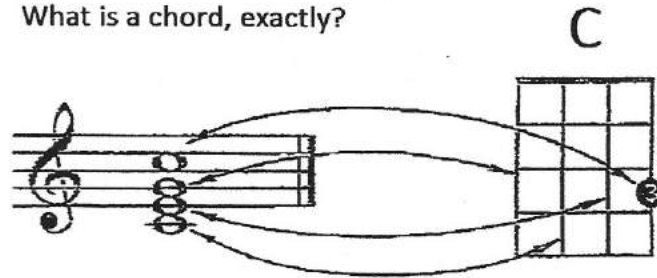
String#	String Name
4	G
3	C
2	E
1	A

Hold the ukulele flat against you. Use the cushion of your thumb to pick each string where the neck and the body of the ukulele meet.





What is a chord, exactly?



A chord is a group of notes played together. It can be written in *NOTATION* (left), shown as a *DIAGRAM* (right) or indicated by its *Letter Name* (i.e. C).



Finger #

- 1 -- Index finger
 - 2 -- Middle finger
 - 3 -- Ring finger
 - 4 -- Little finger
- The thumb is not counted.

CHORD HARMONY CHART

HO-4

Major

Dominant 7

Minor

	I	IV	V	V7	vi	ii	iii
Key of C	C 0 0 0 3	F 2 0 1 0	G 0 2 3 2	G7 0 2 1 2	Am 2 0 0 0	Dm 2 2 1 0	Em 0 4 3 2
Key of F	F 2 0 1 0	Bb 3 2 1 1	C 0 0 0 3	C7 0 0 0 1	Dm 2 2 1 0	Gm 0 2 3 1	Am 2 0 0 0
Key of G	G 0 2 3 2	C 0 0 0 3	D 2 2 2 0	D7 2 0 2 0	Em 0 4 3 2	Am 2 0 0 0	Bm 4 2 2 2
Key of D	D 2 2 2 0	G 0 2 3 2	A 2 1 0 0	A7 0 1 0 0	Bm 4 2 2 2	Em 0 4 3 2	F#m 2 1 2 0
other	E7 1 2 0 2	B7 4 3 2 0	G6 0 2 0 2	Em7 0 2 0 2	Am7 0 0 0 0	C6 0 0 0 0	 1 2 3 0

Songs

So-1 - Row your Boat - 1-chord Song - Progression #1

Play in keys: C / F / G / D / A

C

Row, row, row your boat, gently down the stream

Merrily, merrily, merrily, merrily

Life is but a dream

So-2 - Jambalaya - 2-Chord Song - Progression #2

Play in keys: C / F

C / F

G7 / C7

Goodbye Joe, me gotta go, me oh my oh

C / F

Me gotta go, pole pirogue down the Bayou

G7 / C7

My Yvonne, sweetest one, me oh my oh

C / F

Son of a gun, we'll have big fun, on the Bayou

C / G7

F / C7

G / D7

D / A7

A / E7

Songs

So-3 - Happy Birthday - 3-chord Song - Progression #3

Play in keys: C / F / G

C/F/G **G7/C7/D7** **C/F/G**
Happy Birthday to you, **Happy Birthday to you**

F/Bflat/C
Happy Birthday dear Ukulele,

C/F/G **G7/C7/D7** **C/F/G**
Happy Birthday **to** **you**

(D-G-A7) (A-D-E7)

So-4 - 26 Miles - 4-chord Song (Doo-Wop) - Progression #4**[C] Twenty-six [Am] Miles a[F]cross the [G7] sea****[C] Santa Cata [Am] lina is a [F] waitin' for [G7] me****[C] Santa Cata [Am] lina the [F] island [G7] of Ro -****[C] mance, Ro [Am] mance, Ro [F] mance, Ro [G7] mance**

(F-Dm-Bflat-C7) (G-Em7-C-D7) (D-Bm7-G-A7) (A-Fsharp m-D-E7)

Strumming Pattern # 1 - Level 1 - DDDD

1 2 3 4
d d d d

Strumming Pattern # 2 - Level 2 - DUDU

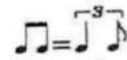
1 and 2 and 3 and 4 and
d u d u d u d u

Strumming Pattern # 3 - Level 2 - Touch

1 2 and 3 and 4 and
d d u d u d u

Strumming Pattern # 4 - Level 3 - Shuffle

1 and 2 and 3 and 4 and
d u d u d u d u



Strumming Pattern # 5 - Level 3 - Calypso

1 2 and and 4 and
d d u u d u

Strumming Pattern # 6 - Level 4 - Accent

1 2 3 1
d d d d

Strumming Pattern # 7 - Level 4 - Chunk

1 2 3 4
d chnk d chnk

Strumming Pattern # 8 - Level 4 - DUUU

1 and and and and
d u u u u